

A diverse group of college students, including young men and women of various ethnicities, are smiling and standing together in a library. They are gathered around a table that has several open books, papers, and a laptop on it. The background is filled with bookshelves. The overall atmosphere is bright and positive.

Characteristics of American College Students

By: Abbey Richardson and Hannah Henderson

Before College

Graduate High School

Preparing for High School

Juniors Applying

What kind of schools?

- High Entrance Colleges
- Middle Entrance Colleges
- Low Entrance Colleges



National Averages

Average College student is 26.4 Years old

Dropping Out

- Financial Reasons
 - Can't work part time or full time and still fulfill Homework
- A lack of Family Support
- Family Emergencies
- Unexplained Onset Medical Issues
- Not prepared for College

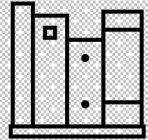


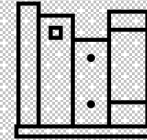


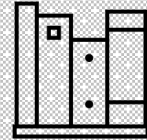
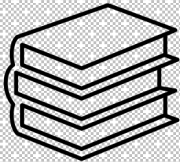

Above and Beyond

- ❖ As of 2018, 35% of 25 years and older have completed a bachelors degree or higher.
- ❖ This rate has increased by 9% since 2000. (YAY!)



Study Time

- The average student only spends 1 hour of studying for every 1 hour they spend in class.
- 11% of 1st year students study 26 or more hours per week.
- 58% of 1st year students study 15 or less hours per week.





Drinking

(not just coffee)




Mental Illness

- Anxiety is the most prevalent (41.6%)
 - Generally caused by the inability to manage time.
 - In mild cases can be self-managed
- Depression is a close 2nd (36.4%)
 - Self isolation is a big issue
 - Can cause you to feel demotivated
- If you feel like you are suffering from either, you can contact the counseling center (870-235-4911)

Getting Involved

**Thank you for
being my friend!**



- Sports (or Intermural)
- Fraternities/Sororities
- Clubs
- Organizations
- Religious Affiliations
- SI Sessions
- Student Government



The End

Bibliography

- <https://www.newamerica.org/in-depth/varying-degrees/perception-vs-reality-typical-college-student/>
- <https://educationdata.org/college-dropout-rates>
- <https://professionals.collegeboard.org/guidance/applications/how-many>
- <https://pubmed.ncbi.nlm.nih.gov/29680166/>
- <https://www.niaaa.nih.gov/publications/brochures-and-fact-sheets/time-for-parents-discuss-risks-college-drinking>
- <https://www.cappex.com/articles/applications/number-of-college-applications-per-student>
- <https://www.studyfinds.org/survey-average-american-hasnt-made-new-friend-in-5-years/>
- [https://educationdata.org/college-enrollment-statistics#:~:text=3.2%20million%20high%20school%20\(or,%25%20are%20full%2Dtime%20students.](https://educationdata.org/college-enrollment-statistics#:~:text=3.2%20million%20high%20school%20(or,%25%20are%20full%2Dtime%20students.)
- <https://pubmed.ncbi.nlm.nih.gov/25272577/>
- <https://www.studyfinds.org/survey-average-american-hasnt-made-new-friend-in-5-years/>
- <https://www.apa.org/monitor/2013/06/college-students>
- <https://www.census.gov/library/stories/2019/02/number-of-people-with-masters-and-phd-degrees-double-since-2000.html>
- <https://www.aacu.org/publications-research/periodicals/its-about-time-what-make-reported-declines-how-much-college>